



PRODUCT GUIDE



Custom Slideout Shelving for Existing
Cabinetry



Hello there!

We are your source for Custom Slideout Shelves. We are a Family Owned and Operated Business and stand out because of our product quality, affordability and customer service! We offer Custom Slideout Shelves for base cabinetry, Custom Dividers for Upper Cabinetry, and DIY Slideout Shelf Kits. Here at The Shelf King, we bring the storage to you!

We assist you with everything from initial measurements to final installation. We'll make suggestions to ensure that everything can be neatly stored and ready to use. Forget the stress, and allow us to add functionality, value, and organization to your home quickly and affordably!

Chez & Whitney

Husband & Wife and Co-Owners of The Shelf King



About us

The reason for our
obsession with shelving.



Who is The Shelf King? ...and why do we care so much about shelving?

Hi! We are Chez and Whitney Sarnella, and The Shelf King is our family-owned and operated business, providing home storage solutions local to Austin, Texas. Our parents started the business, formerly known as Custom Living of Austin, back in 2012.

As we took over operations, the purpose for us changed completely, as we now have one parent with MS and another with Parkinson's. Seeing firsthand our parents struggling to function in their kitchen only further inspired us to help our clients gain easy access and better utilization of their storage spaces.

We wanted to design home storage solutions that eliminate those everyday frustrations we've seen our parents face, such as the inability to reach what's in the back of the cabinet or unused shelf space because they can't get down on the floor. Everyone deserves to function in their own home

It's a dream come true raising our babies while running our own business! Thank you for helping to support our dream!

From one family to another, we just want to help make your life easier. Let us help with your home storage and improve your home experience.

What else are we doing here if our purpose is not to help others.



How It Works

01

IN-HOME CONSULT

- Free estimate, no obligation, solutions for your unique needs.
- We measure, provide a bid and answer any and all questions.



02

SIGN THE AGREEMENT & PAY YOUR INVESTMENT

- Ready to work with us? Just sign on the *electronic dotted line and pay your 50% deposit.

03

WE PREPARE YOUR ORDER

- Roughly a 6 week turnaround.
- We manufacture your custom order and get it assembled before the big day.



04

INSTALL DAY

- Plan for 1-3 hours depending on the size of the job.
- Peace of Mind with our Limited Lifetime Warranty.
- Enjoy the perk of supporting a family owned and operated business!

What makes our slideouts so special?

Our custom slideout shelves transform your existing cabinets by adding 25% more storage space or more and allow for 100% access with our full extension rails. Storage solutions that eliminate your storage issues. We help you to gain storage space, easy access, and better organization! There's no place like home, so why not choose to improve it?

We know you have many options to choose from and we might be slightly biased, but we stand out among the rest because we're family owned and operated! But if that's not enough of a reason, checkout our 6 reasons why below...

- ✓ Dovetail Construction
- ✓ 100 lbs weight capacity
- ✓ Limited lifetime warranty
- ✓ Scratch & water resistant
- ✓ Steel rails & mounts
- ✓ 100% full extension



Our Slideout Shelves

Transform your kitchen cabinets to be better utilized and more accessible with slideout shelves.

WHAT COMES STANDARD:

- ✓ Full extension, out of your cabinet, PRO-100 steel ball-bearing railings
- ✓ Bumpers installed on each glidoeut to help protect your cabinet doors from scratches
- ✓ Standard height is 4"
- ✓ Limited lifetime warranty



Kitchen



THE BASIC COMBO

2 standard slideouts, top and bottom



BENEFITS:

- ✓ Gain 25% more storage space by converting that useless half shelf into a full depth Slideout
- ✓ No more kneeling down to see what's in the back
- ✓ We utilize the width & depth of your cabinet - NO wasted space

Kitchen



THE TRIPLE STACK



WHAT IS IT & WHY:

- ✓ 3 slideouts stacked, typically with the top being a 2" height Slideout
- ✓ Maximize your cabinet space with a narrow top slideout for shallow items
- ✓ Like: cutting boards, placemats, Tupperware, kid's plates, etc.

Kitchen



THE UNDER SINK

Typically 1-2 slideouts that work around your plumbing



BENEFITS:

- ✓ Makes your under sink storage fully accessible
- ✓ All those kitchen cleaning supplies and everyday items become visible and within reach
- ✓ We utilize the width, depth & height of your cabinet - NO wasted space

Trashcan Pullout



We attach to your cabinet front, remove your hinges and VIOLA - you have a pullout trash!

TYPES OF TRASHCAN PULLOUTS:

- ✓ The Standard - convert any cabinet
- ✓ The Double Trash - convert a double door cabinet
- ✓ The Ultra Tall Trash - convert the upper drawer and cabinet for more height



Spice Rack

We recommend spice racks where each Slideout pulls out independently of one another.

WHY?

- ✓ Visibility - we want to see all those spices!
- ✓ Access - we don't want to have to reach around other items or below other slideouts
- ✓ Maximize Space - we want to use every inch of vertical space we can, particularly in these narrow cabinets



Dividers

All our dividers are come with symmetrical grooves, removable dividers AND you can customize the space between each groove!

1 ABOVE DIVIDER

Custom made for your upper cabinet, typically above wall oven, cooktop or fridge. Perfect for baking sheets, muffin tins, pizza trays, cutting boards, pyrex and more!



2 SLOPED DIVIDER - GROOVES FROM SIDE TO SIDE

The perfect solution for Tupperware to be stacked beside their lids.



3 SLOPED DIVIDER - GROOVES FROM FRONT TO BACK


The perfect solution for pans to be stored standing for easy grabbing and/or lids.



Kitchen



PARTIAL DIVIDER



WHAT IS IT & WHY:

- ✓ Dividers don't have to all be the same
- ✓ Partial dividers allow a single glideout to serve two purposes: tupperware lids and stacked contains or pans with stacked pots
- ✓ The removable slats don't have to be 2" apart, they can be less frequent and be 6" apart - totally customizable!

Liquor Storage



WHY IS THIS SO SPECIAL?

- ✓ Well, everyone wants this easily accessible
- ✓ We recommend a deep glideout to prevent bottles from falling out
- ✓ We measure your tallest bottle and account for that height before installing your upper glideout - because we don't want any wasted space!



Pantry

Transform your pantries to be better utilized and more accessible with slideout shelves.

WHICH PANTRIES BENEFIT:

- ✓ Reach-in pantries
- ✓ walk-in pantries
- ✓ Cabinet pantries



Pantry



AFTER



THE SLOPED PULLOUT



WHAT IS IT & WHY:

- ✓ Sloped for easy access, or as we like to call it "snack grabbing"
- ✓ Perfect solution for chip bags, cereal boxes, or any taller pantry items
- ✓ Standard slope is from 4" to 8" height

Pantry



Custom slideout shelving that maximizes the storage space and allows you to fully pull out each shelf to see all your snacks and for more storage of everyday kitchen essentials.

THE DEEP SLIDEOUT

- ✓ We can customize the height: 6", 8", 10", 12"
- ✓ Perfect solution for bulk item storage like: paper towels, dog food, etc.
- ✓ We recommend 6" height if your plan is to stack canned goods - this prevents them from falling as you pull the slideout forward



Bathrooms



THE BASIC COMBO

We work around your plumbing & electrical to maximize your space



BENEFITS:

- ✓ Each slideout pulls out independently of one another
- ✓ No more wasted space, no more stacking bins
- ✓ A solution that allows you to hide all your bathroom essentials off the countertop, but still easily accessible

Bathrooms

1 BATHROOM LINEN CABINET

Maximize the cabinet space in your bathroom with slideouts to store all your sheets, towels, linens, and essentials you want to hide.



2 ONE SIDED - TWO TIERED

If your plumbing is located on one side, we can install a top glideout on the other side to allow you an upper drawer for the shorter items you reach for on a daily basis.



3 FALSE FRONT CONVERSION

We remove your faux drawer front and attach it to one of our Birch boxes. And Voila you now have a functional, sturdy, dovetailed bathroom drawer! Now you can store all the toothpaste and brushes your heart desires!



Bathrooms



CABINET FRONT ATTACHMENT

NO STILE REMOVAL



False Front Conversion



We assess the space behind the faux front and will install if there is enough storage space that proves to be useful for you!



KITCHENS OR BATHROOMS

- ✓ Recommended under cooktops and bathroom sinks
- ✓ Eliminates wasted space and makes use of all the crevices the builder forgot about!
- ✓ Perfect for all your cooking utensils, everyday bathroom essentials like toothbrushes, toothpaste, etc!



Stole Removal

1 REMOVE STILE

Want to enjoy larger Glideouts? Fit more items? Not have to worry about the storage space lost behind the stile?

Let's remove it, it's not structural!

2 ATTACH TO CABINET FRONT

We attach the stile to whichever cabinet door you prefer. It'll open with your door, but when closed will look no different!

*Just be prepared to now function by opening both doors to access items!

3 ENJOY LARGER GLIDEOUTS

Not only do you get to reap the benefits of more storage space, but this is also a more cost effective solution!!



Additional Services



Cabinet Hardware

Door/Drawer hardware Install

- Knobs
- Pulls
- Client provides



Railing Replacement

Replacement of pre-existing railings with PRO-100 steel ball bearing railings




Additional Shelves

Installation of additional melamine shelving in any pre-existing space



Testimonials




Steve Taylor

"We decided to use ShelfKing because they were a local small business, rather than a national chain. We were not disappointed. The entire process was above our expectations and the quality of the pull-out shelves was top notch. Installation was as promised and we love the result. Very high quality. We highly recommend."


Tracy Helm

"Chez did a wonderful job installing all the glide outs in all my lower cabinets! I love them and am so glad we selected him to do the job! I highly recommend him! Great guy and awesome service!"



Peter Rossiter

"The Shelf King added pullout shelves to our cabinets and pantry giving us a much needed upgrade to our kitchen storage. The craftsmanship is excellent and the shelf pullouts are robust. The quoting process was simple and no-nonsense. Installation was timely without issue. All in all an excellent experience and good value."



FAQ's

When installing, do you mount them to the sides of the cabinet?

No, our slidesouts are bottom mounted, meaning they rest on a shelf. If you don't have a shelf, we build one

What do you do with the half shelves in my cabinet?

We use those half shelves and mount the upper glideout on top of it. We then build another half shelf in front of it to support the front of your new glideout.

Should I remove my stile or keep it?

This is a question about functionality and cost. Removing the stile allows you to have larger Glideouts while spending less, but you have to access both doors to access items.

What can I expect at install?

Your install will take 1-3 hours. We ask that you clean out your cabinets prior and anticipate some drilling, but for the most part we'll be as quiet as possible.

How does payment work?

We ask for 50% deposit and the remaining 50% due at install. We accept check, credit/debit card or you can pay your invoice electronically.



NEXT STEPS

Please review your proposal and select your desired Glideouts.

Next you'll sign agreement, pay deposit and schedule your install.

Then the rest is in our hands

Thanks again for having us out and helping support our family business!



Thank you!



hello@theshelfking.com

www.theshelfking.com